

**First Quarterly Accounts (un-audited)  
For the Period ended September 30, 2023**



## **CONTENTS**

Vision, Mission and Values	02
Code of Conduct	03
Company Information	06
Director's Review Report (English)	07
Director's Review Report (Urdu)	09
Unconsolidated Condensed Interim Financial Statements	11
Consolidated Condensed Interim Financial Statements	24

## **Vision**

To become the service provider of choice in the express and logistics industry, delivering pioneering technological solutions by flexibly responding to evolving customer needs.

## **Mission**

We are committed to providing exceptional customized solutions to meet our client's unique logistics challenges and customer care. We tackle each challenge in a multifaceted way using creativity, logic, technology and technical expertise to provide the most innovative, cost-effective logistical and specialized supply chain solutions. We aim to be the leading express services provider in Pakistan with a focus on expanding and strengthening our operational network.

## **Values**

### **Committed to Customer**

We are committed toward providing a delighted customer service experience to build long-lasting relationships with our customers.

### **Innovation**

We focused toward architectural innovation to address the evolving customer needs

### **Integrity**

We upholds the highest standards of integrity in all our actions

### **Team Work**

We work together across different communities to meet the need of our customers and to help the company wins.

### **Transparency**

We encourage a culture of open dialogue and sharing and embraces transparency among all our processes

### **Respect**

We value our people, our community and customers are at the core of everything we do.

## **Code of Conduct**

“Guiding you to make the right decisions.”

Commitment to the code is a shared framework of professional responsibility that affirms our pledge to the core values of our organization and therefore its compliance is obligatory.

### **Compliance with the rules and regulations**

All employees are bound to comply with the rules and regulation of the organization; all actions should be within the parameters of the rules and regulations. Any action against the guidelines should be reported to concern Manager/Head of HR or one can refer to the Whistleblowing Policy in our Employee Handbook.

### **Safe, Secure and Healthy Working Conditions**

We are committed to providing safe and healthy working conditions at all our premises. Safety and health are paramount in all business decisions and must be an integral part of our culture. It is the duty of every employee to follow the safety & health guidelines.

### **Anti-bribery and Corruption**

We are committed to implementing fair and ethical business practices, and avoiding corruption of all kinds, including bribery, commission, kickbacks or any malpractices from the vendors, suppliers or within the organization with any staff member. The company, its employees and anyone acting on our behalf, must abide and follow.

### **Business Gifts and Entertainment**

Business gifts, entertainment and hospitality on a modest scale are commonly used to build goodwill. However, Blue EX forbids any unethical gifts, entertainment or hospitality. The limitation of gift acceptance is clearly mentioned in the business, gifts and entertainment policy in our Employee Handbook.

### **Equality and Fair Treatment**

We commit to ensuring fair treatment for all employees based on merit in our process and procedures. We continuously strive to promote a work environment that is free of harassment, bullying and abusive conduct – whether physical, verbal or visual. Every employee is bound to follow the equality and fair treatment guidelines provided in HR manual.

### **Company Assets and Information**

We act with integrity and responsible to prevent the misuse or loss of company resources and assets by being cautions and alert in our work. We treat company's information as one of the most valued assets and handle confidential and sensitive information with utmost care which includes software, logos, letterheads, laptops, visiting cards, uniforms or any other material that is company's property.

### **Conflict of Interest**

Acting with integrity requires being free from conflicts of interest in all decision making. A conflict of interest occurs whenever the prospect of direct or indirect personal gain may influence our judgement or actions while conducting company business. We expect our employees to uphold the letter and spirit of our code of conduct in all their dealings and abide by the guidelines mentioned within. To this effect, willful violations of the code shall result in appropriate and just disciplinary action.

### **Social Media/Internet Community**

At Blue EX, we understand that social media can be fun and rewarding way to share your opinions with co-workers. In particular, uploading, posting, forwarding or posting a link to any of the following types of material on a social media website such as our logos, a false defamatory statement about any person or organization or any material.

### **Attendance & Punctuality**

All employees are bound to comply with the rules of attendance and punctuality. Employees should be at their work station by the start of each workday at the time designated by the department.

### **Uniform & Presentation**

Employees should always be dressed neatly and appropriately for the type of work they perform. This includes wearing appropriate uniforms, footwear and the identification of badges/cards. Avoid using abusive language and smoking, chewing of pan, gutka or drugs inside the office.

### **Harassment**

We do not tolerate harassment in the workplace. This applies whether the person being harassed or doing the harassing to employee or a non-employee. Harassment involves a pattern of abusive and degrading conduct (such as verbal abuse, sexually explicit or derogatory comments or images, mimicry, unwanted touching, or lewd or

offensive gestures, bullying or jokes) Such harassment can occur in or outside the office, or through social media which should be reported on immediate basis.

## **CONCLUSION**

We are committed to a supportive work environment, where employees have the opportunity to reach their fullest potential. Blue EX is expected to do their utmost to create a workplace culture that is free of harassment, intimidation, bias, and unlawful discrimination. In the case of non-compliance with this Code, BLUE EX shall have the right and/or obligation to take disciplinary action, including but not limited to one or more of the following actions:

- Warnings (verbal and/or written).
- Termination of employment/services.
- Financial penalties.
- Declaration to regulators.
- Legal action and/or lawsuits.

The level and type of disciplinary action is driven by the non-compliance's nature, scope, intent and materiality of potential consequences.

## COMPANY INFORMATION

### BOARD OF DIRECTORS

Mr. Arif Elahi - Chairman / Non-Executive Director  
Mr. Danish Elahi – Non-Executive Director  
Mrs. Safina Danish Elahi – Non-Executive Director  
Mufti Muhammad Najeeb Khan – Non-Executive Director  
Mrs. Nadine Malik Almani - Independent Director  
Mrs. Naveen Ahmed - Independent Director  
Mr. Ali Aamer Baxamoosa - Executive Director  
Mr. Imran Baxamoosa – Chief Executive Officer

### AUDIT COMMITTEE

Mrs. Naveen Ahmed - Chairman  
Mr. Danish Elahi  
Mrs. Nadine Malik Almani

### HUMAN RESOURCE & REMUNERATION COMMITTEE

Mrs. Nadine Malik Almani – Chairperson  
Mr. Danish Elahi  
Mrs. Safina Danish Elahi  
Mr. Imran Baxamoosa

### CHIEF FINANCIAL OFFICER

Mr. Salman Hameed

### SYMBOL AT PAKISTAN STOCK EXCHANGE LIMITED

GEMUNSL

### AUDITORS

Crowe Hussain Choudhury & Co. Chartered Accountants

### LEGAL ADVISOR

Mohsin Tayebaly & Co

### TAX ADVISOR

M/s. Crowe Hussain Choudhury & Co.  
Chartered Accountants

### BANKERS

Dubai Islamic Bank  
Meezan Bank  
Standard Chartered Bank (Pakistan) Limited  
Habib Bank Limited  
Bank Alfalah  
Al Baraka Bank (Pakistan) Limited  
Silk Bank Limited  
Summit Bank Limited  
Habib Metropolitan Bank Limited  
United Bank Limited  
JS Bank Limited  
MCB Bank Limited

### SHARE REGISTRAR

CDC Share Registrar Services Limited  
CDC House, 99-B, Block B, S.M.C.H.S.  
Main Shahra-e-Faisal, Karachi – 74400  
Email: [info@cdcrsl.com](mailto:info@cdcrsl.com) Website:  
[www.cdcrsl.com](http://www.cdcrsl.com)

### REGISTERED OFFICE

Bangalow No. 5, Banglore Town,  
Main Shahrah-e-Faisal, Karachi  
Tel: (92-21) 111-Blue Ex (258339)  
Email: [ask@blue-ex.com](mailto:ask@blue-ex.com)  
website: [www.blue-ex.com](http://www.blue-ex.com)

## DIRECTOR'S REVIEW REPORT

### FOR THE PERIOD ENDED SEPTEMBER 30, 2023

The Board of Directors of your Company are pleased to present their review report on the financial and operational performance of the Company for the period ended September 30, 2023.

#### Financial Performance Summary

The Summarized un-consolidated results for period ended September 30, 2023 and 2022 are summarized below:

	Three months Ended September 30	
	2023	2022
	.....Rupees.....	
Profit before tax	15,474,006	8,020,201
Profit after tax	10,986,544	7,383,190
Quarter Earnings per share	0.40	0.27
Number of outstanding ordinary shares	27,428,430	27,428,430

The Summarized consolidated results for period ended September 30, 2023 and 2022 are summarized below:

	Three months Ended September 30	
	2023	2022
	.....Rupees.....	
Profit before tax	22,135,567	8,020,201
Profit after tax	15,716,252	7,383,190
Quarter Earnings per share	0.57	0.27
Number of outstanding ordinary shares	27,428,430	27,428,430

Company witnessed a 2x Growth in Earnings from the same quarter last year, highlighting the management's strength in both execution and visitation of the Company's objective to create shareholders' value. Our strength lies in its diverse business segments which distinguish it from other companies. We remain committed to consistently work hard to serve our clientele with more robust business solutions through better technology, efficient operational network and introducing new products to meet continuous demand of its valued clientele.

Despite the challenges on both domestic and international business and economic fronts due to continuous rise in fuel prices, unpredictable PKR to \$ parity, limited cross border trade; the Company managed well to maintain its cost of doing business through continuous untiring efforts for achieving operational efficiencies, better capacity



utilization across all segments and enhance its footprints across all networks, both globally and domestically to strengthen its position of top logistics & courier partner in the country.

The online market size of e-commerce for domestic consumers is still growing and as per Statista, at an average CAGR of 6%, it is anticipated to reach over USD 7 billion by 2027 for which we are well positioned to make inroads and address the markets growing needs.

The Board is committed to remain prudent in adverse economic climate and have managed to expand the business revenue & profitability growth through acquisitions, partnerships, and stable business volumes.

The most important factors that it is in a significantly better position than its competitors is such diversification of business. In addition to above mentioned steps, UNSL's International Express Courier Business alliance with Aramex LLC, the Dubai listed international courier company, provides a sustainable growth trajectory for the company in the mid to long term. Having a significant alliance with Aramex provides the Company with a big opportunity to take its domestic e-commerce customers to international markets, providing them a full roundup of services that help in building new businesses and allows UNSL better volumes and margins. The company has maintained its focus on the international segment and has been able to grow its international business despite the domestic pressures mentioned above. The company's customers, understood that impact and having seen low quality service provision by competitors, chose to work with UNSL for a higher quality of services, wider geographical reach and technological edge.

### **Acknowledgement**

We express our sincerest gratitude to all stakeholders including our clients, business partners, shareholders, financial institutions, regulators for their support and confidence and to our employees for their dedication and hard work for continuously achieving the best performance.

**For & on behalf of the Board of Directors**



---

**Arif Elahi**  
**Chairman**  
**November 28, 2023**

**Karachi.**



---

**Imran Baxamoosa**  
**Chief Executive Officer**

### ڈائریکٹرز کا جائزہ

آپ کی کمپنی کے بورڈ آف ڈائریکٹرز کو 30 ستمبر 2022 کو ختم ہونے والی مدت کے لیے کمپنی کی مالیاتی اور آپریشنل کارکردگی کے بارے میں اپنی جائزہ رپورٹ پیش کرتے ہوئے خوشی ہو رہی ہے۔

### مالیاتی کارکردگی کا خلاصہ

مالیاتی مدت 30 ستمبر 2023 اور 30 ستمبر 2022 کے غیر مربوط حسابات کا خلاصہ درجہ ذیل ہے

Three months Ended September 30		
2023	2022	
----- Rupees -----		
15,474,006	8,020,2010	منافع قبل از محصول
10,986,544	7,383,190	منافع بعد از محصول
0.40	0.27	سہ ماہی آمدنی فی حصہ
27,428,430	27,428,430	وزنی اوسط بقایا عام حصص کی تعداد

مالیاتی مدت 30 ستمبر 2023 اور 30 ستمبر 2022 کے حسابات مجموعی کا خلاصہ درجہ ذیل ہے

Three months Ended September 30		
2023	2022	
----- Rupees -----		
22,135,567	8,020,2010	منافع قبل از محصول
15,716,252	7,383,190	منافع بعد از محصول
0.57	0.27	سہ ماہی آمدنی فی حصہ
27,428,430	27,428,430	وزنی اوسط بقایا عام حصص کی تعداد

کمپنی نے گزشتہ سال اسی سہ ماہی سے کمائی میں 2 گنا اضافہ دیکھا، جس نے حصص یافتگان کی قدر پیدا کرنے کے کمپنی کے مقصد کو انجام دینے اور اس کا دورہ کرنے دونوں میں انتظامیہ کی طاقت کو اجاگر کیا۔ ہماری طاقت اس کے متنوع کاروباری حصوں میں ہے جو اسے دوسری کمپنیوں سے ممتاز کرتی ہے۔ ہم اپنے قابل قدر گاہکوں کی مسلسل مانگ کو پورا کرنے کے لیے بہتر ٹیکنالوجی، موثر آپریشنل نیٹ ورک اور نئی مصنوعات متعارف کرانے کے ذریعے مزید مضبوط کاروباری حل کے ساتھ اپنے گاہکوں کی خدمت کے لیے مسلسل محنت کرنے کے لیے پرعزم ہیں۔

ایندھن کی قیمتوں میں مسلسل اضافے کی وجہ سے ملکی اور بین الاقوامی کاروباری اور اقتصادی محاذوں پر چیلنجوں کے باوجود، غیر متوقع پاکستانی روپے سے امریکی ڈالر کی برابری، محدود سرحدی تجارت؛ کمپنی نے آپریشنل افادیت کے حصول کے لیے مسلسل انتھک کوششوں کے ذریعے کاروبار کرنے کی لاگت کو برقرار رکھنے کے لیے اچھی طرح سے انتظام کیا، تمام طبقات میں صلاحیت کے بہتر استعمال اور تمام نیٹ ورکس پر عالمی اور ملکی سطح پر اپنے قدموں کے نشانات کو بڑھایا تاکہ اس میں اعلیٰ لاجسٹکس اور کوریئر پارٹنر کی حیثیت کو مضبوط کیا جاسکے۔

گھریلو صارفین کے لیے ای کامرس کی آن لائن مارکیٹ کا سائز ابھی بڑھ رہا ہے اور Statista کے مطابق، اوسطاً 6% CAGR کے ساتھ، یہ 2027 تک امریکی ڈالر کے 7 بلین سے زیادہ تک پہنچنے کی توقع ہے جس کے لیے ہم داخلے اور ایڈریس بنانے کے لیے اچھی پوزیشن میں ہیں۔ مارکیٹوں کی بڑھتی ہوئی ضروریات۔

بورڈ منفی معاشی ماحول میں ہوشیار رہنے کے لیے پرعزم ہے اور حصول، شراکت داری اور مستحکم کاروباری حجم کے ذریعے کاروباری آمدنی اور منافع میں اضافہ کرنے میں کامیاب ہوا ہے۔ سب سے اہم عوامل کہ یہ اپنے حریفوں کے مقابلے میں نمایاں طور پر بہتر پوزیشن میں ہے کاروبار میں اس طرح کا تنوع ہے مذکورہ بالا اقدامات کے علاوہ، UNSL کا انٹرنیشنل ایکسپریس کوریئر بزنس الارمیکس LLC کے ساتھ، دہلی میں درج بین الاقوامی کوریئر کمپنی، ایک پائیدار ترقی کی رفتار فراہم کرتا ہے۔ وسط سے طویل مدتی میں کمپنی۔ Aramex کے ساتھ ایک اہم اتحاد کمپنی کو اپنے گھریلو ای کامرس صارفین کو بین الاقوامی منڈیوں تک لے جانے کا ایک بڑا موقع فراہم کرتا ہے، انہیں خدمات کا مکمل راؤنڈ اپ فراہم کرتا ہے جو نئے کاروبار کی تعمیر میں مدد کرتی ہے اور UNSL کو بہتر حجم اور مارجن کی اجازت دیتی ہے۔ کمپنی نے بین الاقوامی طبقہ پر اپنی توجہ برقرار رکھی ہے اور مذکورہ گھریلو ہاؤس کے باوجود اپنے بین الاقوامی کاروبار کو بڑھانے میں کامیاب رہی ہے۔ کمپنی کے صارفین، اس اثر کو سمجھتے ہوئے اور حریفوں کی طرف سے کم معیار کی خدمات کی فراہمی کو دیکھتے ہوئے، اعلیٰ معیار کی خدمات، وسیع تر جغرافیائی رسائی اور تکنیکی برتری کے لیے UNSL کے ساتھ کام کرنے کا انتخاب کیا۔

#### اظہار تشکر

ہم تمام اسٹیک ہولڈرز بشمول اپنے کلائنٹس، کاروباری شراکت داروں، شیئر ہولڈرز، مالیاتی اداروں اور ریگولیٹرز کے تعاون اور اعتماد کے لیے اور اپنے ملازمین کا مسلسل بہترین کارکردگی کو حاصل کرنے کے لیے ان کی لگن اور محنت کے لیے تہہ دل سے شکریہ ادا کرتے ہیں۔

منجانب بورڈ آف ڈائریکٹرز



عمران بکساموسی  
چیف ایگزیکٹو آفیسر



عارف الہی  
چیئر مین

28 نومبر 2023

کراچی

**UNIVERSAL NETWORK SYSTEMS LIMITED**  
**CONDENSED UNCONSOLIDATED INTERIM STATEMENT OF FINANCIAL POSITION**  
**As at September 30, 2023 (Un-audited)**

		(Un-audited) September 30, 2023	(Audited) June 30, 2023
		------(Rupees)-----	
Note			
<b>Non-current assets</b>			
Property and equipment	5	140,998,835	142,845,278
Intangible assets	7	172,250,595	145,402,706
Right of use assets	6	18,855,931	22,683,136
Long term deposits		11,695,400	11,469,400
Long term Investment		42,152,006	41,534,520
		385,952,766	363,935,040
<b>Current assets</b>			
Trade debts		473,367,996	453,517,809
Packaging material		5,015,987	4,998,354
Short term loans and advances		28,077,585	40,674,214
Short term deposits, prepayments and advance income tax		10,290,373	17,329,632
Due from related party		1,296,524	1,296,524
Tax refund due from Government		20,483,731	20,483,731
Short term investments	8	33,918,143	36,306,641
Cash and bank balances	9	75,329,561	130,899,792
		647,779,900	705,506,697
		<u>1,033,732,666</u>	<u>1,069,441,737</u>
<b>Share capital and Reserves</b>			
<b>Authorized</b>			
50,000,000 ordinary shares of Rs.10/- each		500,000,000	500,000,000
<b>Issued, subscribed and paid-up share capital</b>			
27,428,430 ordinary shares of Rs. 10/- each			
fully paid in cash		274,284,300	274,284,300
Share Premium		402,328,869	402,328,868
Revaluation surplus on property, plant & equipment		16,312,967	16,950,945
Unappropriated profit		179,316,068	167,691,547
		872,242,204	861,255,660
<b>Non-current liabilities</b>			
Lease liabilities	10	9,214,493	11,840,993
Deferred tax liabilities - net		12,989,882	12,989,881
		22,204,375	24,830,874
<b>Current liabilities</b>			
Trade and other payables		112,741,407	149,179,008
Current portion lease liabilities	10	11,440,909	13,458,942
Provision for taxation		15,103,771	20,717,253
		139,286,087	183,355,203
<b>Contingencies and Commitments</b>	11	-	-
		<u>1,033,732,666</u>	<u>1,069,441,737</u>

The annexed notes form an integral part of these financial statements.

CHIEF EXECUTIVE OFFICER

CHIEF FINANCIAL OFFICER

DIRECTOR

**UNIVERSAL NETWORK SYSTEMS LIMITED**  
**CONDENSED UNCONSOLIDATED INTERIM STATEMENT OF PROFIT OR LOSS**  
**FOR THE PERIOD ENDED SEPTEMBER 30, 2023 (UN-AUDITED)**

		Quarter Ended	
		Sep 30, 2023	Sep 30, 2022
	Note	------(Rupees)-----	
Income - courier and allied services		321,012,439	250,605,219
CBC handling charges income		7,404,903	4,954,041
International freight		24,174,044	38,270,718
Commission income		80,999	559,894
		<u>352,672,385</u>	<u>294,389,872</u>
Cost of Sales		<u>(287,987,339)</u>	<u>(240,260,985)</u>
		64,685,046	54,128,887
General and administrative expenses		(48,126,549)	(46,307,119)
Marketing and selling expenses		(1,583,411)	(1,247,425)
		<u>(49,709,960)</u>	<u>(47,554,544)</u>
Operating profit		<u>14,975,086</u>	<u>6,574,343</u>
Other income		4,147,738	7,038,058
Other expense		(2,976,612)	(4,079,758)
Finance costs		(672,206)	(1,512,442)
		<u>498,920</u>	<u>1,445,858</u>
Profit before taxation		<u>15,474,006</u>	<u>8,020,201</u>
Taxation		(4,487,462)	(637,011)
Profit after tax		<u><u>10,986,544</u></u>	<u><u>7,383,190</u></u>
Earning per share - basic & diluted	17	0.40	0.27

The annexed notes form an integral part of these financial statements.



**CHIEF EXECUTIVE OFFICER**



**CHIEF FINANCIAL OFFICER**



**DIRECTOR**

UNIVERSAL NETWORK SYSTEMS LIMITED  
CONDENSED UNCONSOLIDATED INTERIM STATEMENT OF COMPREHENSIVE INCOME  
FOR THE PERIOD ENDED September 30, 2023

	(Un-audited)	(Audited)
	Quarter Ended	Quarter Ended
	September 30, 2023	September 30, 2022
	------(Rupees)-----	

Profit after taxation	10,986,544	7,383,190
-----------------------	------------	-----------

Items not to be reclassified to profit or loss in subsequent period:


Surplus on revaluation of property, plant equipment	-	-
Deferred tax on property, plant and equipment	-	-
	-	-

<b>Total comprehensive income for the period</b>	<b>10,986,544</b>	<b>7,383,190</b>
--------------------------------------------------	-------------------	------------------

The annexed notes form an integral part of these financial statements.



CHIEF EXECUTIVE OFFICER



CHIEF FINANCIAL OFFICER



DIRECTOR

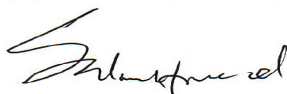
**UNIVERSAL NETWORK SYSTEMS LIMITED**  
**CONDENSED UNCONSOLIDATED INTERIM STATEMENT OF CASH FLOW**  
**FOR THE PERIOD ENDED SEPTEMBER 30, 2023 (Un-audited)**

	SEPTEMBER 30, 2023	SEPTEMBER 30, 2022
Note	------(Rupees)-----	
<b>CASH FLOW FROM OPERATING ACTIVITIES</b>		
Profit before tax	15,474,006	6,520,201
<b>Adjustment for non cash changes and other items:</b>		
Depreciation - Property and equipment	5,385,965	6,074,072
Depreciation - ROUA	3,827,205	6,756,751
Amortization of Intangibles	1,061,111	444,472
Finance costs	672,206	1,512,442
Gain on sale of property and equipment	-	431,055
<b>Cash flows from operating activities before working capital changes</b>	<b>26,420,493</b>	<b>21,738,993</b>
<b>(Increase)/ decrease in current assets</b>		
Trade debts	(19,850,187)	28,887,168
Packaging Material	(17,633)	(245,678)
Short term loans and advances	12,596,629	(3,032,792)
Short term deposits and prepayments	(29,519)	14,412,173
	(7,300,710)	40,020,871
	19,119,783	61,759,864
<b>Increase / (decrease) in current liabilities</b>		
Trade and other payables	(36,437,601)	(44,349,461)
	(36,437,601)	(44,349,461)
<b>Cash flows used in operations</b>	<b>(17,317,818)</b>	<b>17,410,403</b>
Income tax paid	(5,646,662)	-
Finance cost paid	(672,206)	(1,512,442)
<b>Net cash flows used in operating activities</b>	<b>(23,636,686)</b>	<b>15,897,961</b>
<b>CASH FLOW FROM INVESTING ACTIVITIES</b>		
Property, plant and equipment's	5 (3,539,522)	(6,736,262)
Intangibles	7 (27,909,000)	(7,064,528)
Sale proceeds from property, plant and equipment	-	739,000
Short term investments	8 2,388,498	(37,358,035)
Long term Investment	(617,486)	(1,000)
<b>Net cash flows used in investing activities</b>	<b>(29,677,510)</b>	<b>(50,420,825)</b>
<b>CASH FLOW FROM FINANCING ACTIVITIES</b>		
Lease liability	10 (4,644,533)	(5,774,534)
<b>Net cash flows generated from financing activities</b>	<b>(4,644,533)</b>	<b>(5,774,534)</b>
<b>Net (decrease) / increase in cash and cash equivalents</b>	<b>(57,958,729)</b>	<b>(40,297,398)</b>
Cash and cash equivalents at the beginning of the period	167,206,433	194,464,896
Cash and cash equivalents at the end of the period	109,247,704	154,167,498
Cash and bank balances	9 109,247,704	154,167,498
	109,247,704	154,167,498

The annexed notes form an integral part of these financial statements.



**CHIEF EXECUTIVE OFFICER**



**CHIEF FINANCIAL OFFICER**



**DIRECTOR**


**UNIVERSAL NETWORK SYSTEMS LIMITED**  
**CONDENSED UNCONSOLIDATED INTERIM STATEMENT OF CHANGES IN EQUITY (UN-AUDITED)**  
**FOR THE PERIOD ENDED SEPTEMBER 30, 2023**

Note	Issued, subscribed and paid-up capital	Share Premium	Unappropriated profit	Surplus on revaluation of property, plant & equipment	Total
------(Rupees)-----					
<b>Balance as at June 30, 2022</b>	<b>274,284,300</b>	<b>402,328,869</b>	<b>86,144,581</b>	<b>23,044,649</b>	<b>785,802,399</b>
Profit after tax	-	-	75,453,261	-	75,453,261
Transfer of revaluation surplus on incremental depreciation - net of deferred tax	-	-	3,155,420	(3,155,420)	-
Realized revaluation surplus on derecognition- net of deferred tax	-	-	2,938,284	(2,938,284)	-
Total comprehensive income	-	-	-	-	-
	-	-	81,546,965	(6,093,704)	75,453,261
<b>Balance as at Jun 30, 2023</b>	<b>274,284,300</b>	<b>402,328,869</b>	<b>167,691,546</b>	<b>16,950,945</b>	<b>861,255,660</b>
Profit after tax	-	-	10,986,544	-	10,986,544
Transfer of revaluation surplus on incremental depreciation - net of deferred tax	-	-	637,978	(637,978)	-
Realized revaluation surplus on derecognition- net of deferred tax	-	-	-	-	-
Total comprehensive income	-	-	-	-	-
	-	-	11,624,522	(637,978)	10,986,544
<b>Balance as at Sep 30, 2023</b>	<b>274,284,300</b>	<b>402,328,869</b>	<b>179,316,068</b>	<b>16,312,967</b>	<b>872,242,204</b>

The annexed notes form an integral part of these financial statements.



**CHIEF EXECUTIVE OFFICER**



**CHIEF FINANCIAL OFFICER**



**DIRECTOR**



**Universal Network System Limited**  
**Notes to the Condensed Unconsolidated Interim Financial Statements**  
**For the period ended SEPTEMBER 30, 2023 - (Un-audited)**

**1. THE COMPANY AND ITS OPERATION**

Universal Network Systems Limited (The Company) was incorporated as a private limited company in Pakistan on December 12, 2005 under the repealed Companies Ordinance, 1984 (now Companies Act, 2017). On February 18, 2021 the Company was converted to "Public Limited" under Companies Act, 2017. On November 18, 2022, the Company became listed on GEM Board of Pakistan Stock Exchange Limited.

The registered office of the Company is situated at Bungalow No. 5, Bangalore Town, Main Shahrah-e-Faisal, Karachi, Pakistan, 74550. The principal activities of the Company are to act as a cargo forwarder, provide domestic and international courier and allied services.

The company has incorporated a wholly owned local subsidiary "Shyp Guru Private Limited" on September 14, 2022 to partner with global logistics / courier networks for international express courier and other kind of similar services as mentioned in the Memorandum of Association of the Company for Europe and other major destinations which can feed inbound / outbound business.

**2. BASIS OF PREPARATION**

**2.1 Statement of compliance**

The earlier financial statements of the Company, being a private limited company, were prepared in accordance with the guidelines of 'Revised Accounting and Financial Reporting Standard for the Small sized Entities (Revised AFRs for SSEs) issued by the Institute of Chartered Accountants of Pakistan (ICAP) as notified under the Companies Act, 2017.

After the conversion of the Company from private limited to a public limited company having issued share capital of over Rs. 200 million, the Company has prepared its financial statements in accordance with the accounting and reporting standards as applicable in Pakistan. The accounting and reporting standards applicable in Pakistan comprise of International Financial Reporting Standards (IFRSs) issued by International Accounting Standard Board (IASB) and Islamic Financial Accounting Standards (IFAS) issued by Institute of Chartered Accountants of Pakistan (ICAP), as notified under Companies Act, 2017 (the Act) and provisions of and directives issued under the Act. Where the provisions of and directives issued under the Act differ from the IFRSs, the provisions of and directives issued under the Act have been followed.

There is no impact of this change on the previous financial statements, except where identified in the respective notes to the financial statements.

**2.2** These condensed financial statements have been prepared under the historical cost convention unless otherwise as specifically disclosed.

**2.3** These condensed interim financial statements are unaudited and are being submitted to shareholders as required under section 237 of the Companies Act 2017 and the listing regulations of the Pakistan Stock Exchange Limited.

These condensed interim financial statements comprise of the statement of financial position as at September 30, 2023 and statement of profit or loss account, statement of comprehensive income, statement of cash flows and statement of changes in equity for the three months period ended September 30, 2023.

**2.4** The comparative statement of financial position presented in these condensed interim financial statements as at June 30, 2023 has been extracted from the audited financial statements of the Company for the year ended June 30, 2023, whereas the comparative condensed interim statement of profit or loss account, condensed interim statement of comprehensive income, condensed interim statement of cash flows and condensed interim statement of changes in equity for the three months period ended September 30, 2022 have been extracted from the unaudited condensed interim financial statements for the period then ended.

**2.5** These condensed interim financial statements does not include all the information required for full annual financial statements and should be read in conjunction with the audited annual financial statements for the period ended June 30, 2023.

**2.6 Presentation and functional currency**

These financial statements are presented in Pakistan Rupee (Rs. / Rupees) which is the Company's functional currency. Amounts presented in the financial statements have been rounded off to the nearest of Rs. / Rupees, unless otherwise stated.

**3 SIGNIFICANT ACCOUNTING POLICIES**

The accounting policies adopted in the preparation of these financial statements are consistent with those of the previous financial year ended, except as described below which are amended or recently implemented/adopted by the Company after conversion to public limited company.

**4 ACCOUNTING ESTIMATES AND JUDGEMENTS AND FINANCIAL RISK MANAGEMENT**

The preparation of these condensed interim financial statements in conformity with accounting and reporting standards requires the management to make estimates, judgments and assumptions that affect the reported amounts of assets and liabilities, income and expenses. It also requires the management to exercise judgment in application of its accounting policies. The estimates, judgments and associated assumptions are based on the management's experience and various other factors that are believed to be reasonable under the circumstances. These estimates and assumptions are reviewed on an ongoing basis. Revisions to accounting estimates are recognized in the period in which the estimate is revised if the revision affects only that period, or in the period of revision and future periods if the revision affects both current and future periods. The significant judgments made by the management in applying the Company's accounting policies and the key resources of estimation and uncertainty were the same as those ap flow analysis making as much use of available and supportable market data as po

The financial risk management objectives and policies are consistent with those disclosed in the annual audited financial statements of the Company for the year ended June 30, 2023.

		(UN-AUDITED) Sep 30, 2023	(AUDITED) Jun 30, 2023
	Note	------(Rupees)-----	
<b>5</b>	<b>PROPERTY &amp; EQUIPMENT</b>		
	Operating fixed assets	140,998,835	142,845,278

**6 RIGHT OF USE ASSETS**

The carrying amounts of right-of-use assets recognized and movement during the period is as follows:

	Vehicles	Rental Properties	Total
	------(Rupees)-----		
<b>6.1 Net carrying value basis</b>			
Opening net book value Jul 1, 2022	10,803,333	37,823,712	48,627,045
Less: Depreciation charge for the year	(1,620,501)	(20,270,252)	(21,890,753)
Less: Disposal during the period	(6,556,500)	-	(6,556,500)
Accumulated depreciation on disposal	2,503,344	-	2,503,344
Closing net book value Jun 30, 2023	5,129,676	17,553,460	22,683,136
Less: Depreciation charge for the period	(192,363)	(3,634,842)	(3,827,205)
Less: Disposal during the period	-	-	-
Accumulated depreciation on disposal	-	-	-
Closing net book value Sep 30, 2023	4,937,313	13,918,618	18,855,931
Depreciation rate (%)	15%	5-Years	

**6.2 Gross carrying value basis**

Cost	7,347,999	81,200,726	88,548,725
Less: Accumulated Depreciation	(2,410,686)	(67,282,108)	(69,692,794)
Net book value Sep 30, 2023	4,937,313	13,918,618	18,855,931

**7 INTANGIBLE ASSETS**

Computer software	71,864,684	51,864,684
Work in progress	101,447,022	93,538,022
Amortization for the period	(1,061,111)	(444,472)
	<b>172,250,595</b>	<b>144,958,234</b>

**8 SHORT TERM INVESTMENTS**

<b>8.1</b>	Investment with mutual funds	8.1	33,918,143	36,306,641
------------	------------------------------	-----	------------	------------

Investment with mutual funds make with tentative markup rate of (20.8% to 22.3%)

**9 CASH AND BANK BALANCES**

Cash in hand		2,806,953	2,971,484
Cash at bank			
- in current account		39,036,971	113,787,549
- in saving account	9.1	33,485,637	14,140,759
		<b>75,329,561</b>	<b>130,899,792</b>

**9.1** These carry markup rates of 12 TO 14% (2023: 12% TO 14%)

	Note	(UN-AUDITED) Sep 30, 2023	(AUDITED) Jun 30, 2023
		------(Rupees)-----	
<b>10 LEASE LIABILITIES</b>			
<b>10.1 Lease liabilities</b>			
Current maturity		11,440,909	13,458,942
Non-current maturity		9,214,493	11,840,993
		<u>20,655,402</u>	<u>25,299,935</u>
<b>10.2 Reconciliation of total lease liabilities</b>			
Opening balance		25,299,935	51,165,883
Paid during the period		(4,644,533)	(25,865,948)
Closing balance		<u>20,655,402</u>	<u>25,299,935</u>

**11 CONTINGENCIES AND COMMITMENTS****11.1 Contingencies**

There are no contingencies during the period (2023: Nil)

**11.2 Commitments**

**11.2.1** The Company has Ijarah and lease financing facilities from various financial institutions for vehicles and those are payable till 2025. Further the company has long term rental property contracts across the country which are due to mature by 2026.

**11.2.2** Corporate Guarantees given by the Company in favour of Fly Jinnah Services (Private) Limited aggregating to Rs. 18.93 million (2023: 18.93 million).

**12 EARNING PER SHARE - basic and diluted**

Profit after tax for the period	<u>10,986,544</u>	<u>7,383,190</u>
Weighted average number of shares outstanding during the period	<u>27,428,430</u>	<u>27,428,430</u>
Earning per share - basic and diluted	<u>0.40</u>	<u>0.27</u>

**13 Transactions with related parties:**

Name of the related party	Relationship	Transactions during the period	Sep 30, 2023	Sep 30, 2022
			------(Rupees)-----	
Universal Freight Systems (Pvt.) Ltd.	Fully Owned Subsidiary	Sales of services	-	-
		Purchase of services	3,961,440	2,568,271
UNS Employee's Provident Fund Trust	Staff Benefits Plan	Net change in respect of staff benefit plan	113,072	268,334
Directors & key management personnel	Key management personnel	Remuneration	17,397,420	17,247,500

#### 14 FAIR VALUE OF FINANCIAL INSTRUMENTS

Fair value is the price that would be received to sell an asset or paid to transfer a liability in an orderly transaction between market participants at the measurement date. Consequently, differences can arise between carrying values and the fair value estimates. Underlying the definition of fair value is the presumption that the Company is a going concern without any intention or requirement to curtail materiality the scale of its operations or to undertake a transaction on adverse terms.

The estimated fair value of all financial assets and liabilities is considered not significantly different from book values as the items are either short - term in nature or periodically repriced.

International Financial Reporting Standard 13, 'Financial Instruments: Disclosure' requires the Company to classify fair value measurements using a fair value hierarchy that reflects the significance of the inputs used in making the measurements. The fair value hierarchy has the following levels:

- quoted prices (unadjusted) in active markets for identical assets or liabilities that the entity can access at the measurement date (level 1);
- inputs other than quoted prices included within Level 1 that are observable for the asset or liability, either directly or indirectly (level 2); and
- unobservable inputs for the asset or liability (level 3).

The level in the fair value hierarchy within which the fair value measurement is categorized in its entirety shall be determined on the basis of the lowest level input that is significant to the fair value measurement in its entirety.

Currently there are no financial assets or financial liabilities which are measured at their fair value in the statement of financial position.

#### 15 CORRESPONDING FIGURES

Corresponding figures have been rearranged and reclassified, wherever necessary, for the purpose of comparison. No significant reclassifications were made during the period.

#### 16 DATE OF AUTHORIZATION FOR ISSUE

These financial statements were authorized for issue on November 28, 2023 by the Board of Directors of the company.

#### 17 GENERAL

Figures have been rounded off to the nearest rupee.



CHIEF EXECUTIVE OFFICER



CHIEF FINANCIAL OFFICER



DIRECTOR

This page is intentionally left blank

**UNIVERSAL NETWORK SYSTEMS LIMITED**  
**CONDENSED CONSOLIDATED INTERIM STATEMENT OF FINANCIAL POSITION**  
**As at September 30, 2023 (Un-audited)**

		(Un-audited) September 30, 2023	(Audited) June 30, 2023
		------(Rupees)-----	
Note			
<b>Non-current assets</b>			
Property and equipment	5	180,364,097	176,687,943
Intangible assets	7	172,250,595	145,402,706
Right of use assets	6	18,855,931	22,683,136
Long term deposits		16,576,718	16,523,193
Long term Investment		19,717,394	19,099,908
		<b>407,764,735</b>	<b>380,396,886</b>
<b>Current assets</b>			
Trade debts		844,007,969	991,224,307
Packaging material		5,015,987	4,998,354
Short term loans and advances		32,612,047	41,013,971
Short term deposits, prepayments and advance income tax		27,353,601	31,574,062
Tax refund due from Government		20,483,731	20,483,731
Short term investments	8	41,773,420	43,809,098
Cash and bank balances	9	88,237,125	156,912,151
		<b>1,059,483,879</b>	<b>1,290,015,674</b>
		<b>1,467,248,614</b>	<b>1,670,412,560</b>
<b>Share capital and Reserves</b>			
<b>Authorized</b>			
50,000,000 ordinary shares of Rs.10/- each		500,000,000	500,000,000
<b>Issued, subscribed and paid-up share capital</b>			
27,428,430 ordinary shares of Rs. 10/- each			
fully paid in cash		274,284,300	274,284,300
Share Premium		402,328,869	402,328,868
Revaluation surplus on property, plant & equipment		16,312,967	16,950,945
Unappropriated profit		273,586,381	257,232,152
		966,512,517	950,796,265
<b>Non-current liabilities</b>			
Lease liabilities	10	11,606,744	13,248,489
Deferred tax liabilities - net		12,989,882	12,989,881
		24,596,626	26,238,370
<b>Current liabilities</b>			
Trade and other payables		265,469,938	431,995,748
Current portion lease liabilities	10	11,440,909	15,090,331
Short term financing		182,193,000	217,640,708
Provision for taxation		17,035,624	28,651,138
		476,139,471	693,377,925
<b>Contingencies and Commitments</b>	11	-	-
		<b>1,467,248,614</b>	<b>1,670,412,560</b>

The annexed notes form an integral part of these financial statements.

CHIEF EXECUTIVE OFFICER

CHIEF FINANCIAL OFFICER

DIRECTOR

**UNIVERSAL NETWORK SYSTEMS LIMITED**  
**CONDENSED CONSOLIDATED INTERIM STATEMENT OF PROFIT OR LOSS**  
**FOR THE PERIOD ENDED SEPTEMBER 30, 2023 (UN-AUDITED)**

		Quarter Ended	
		Sep 30, 2023	Sep 30, 2022
	Note	------(Rupees)-----	
Income - courier and allied services		322,600,447	250,605,219
CBC handling charges income		7,404,903	4,954,041
International freight		59,340,523	38,270,718
Commission income		5,061,787	559,894
		<u>394,407,660</u>	<u>294,389,872</u>
Cost of Sales		<u>(289,434,601)</u>	<u>(240,260,985)</u>
		104,973,059	54,128,887
General and administrative expenses		(78,764,455)	(46,307,119)
Marketing and selling expenses		(2,352,221)	(1,247,425)
		<u>(81,116,676)</u>	<u>(47,554,544)</u>
Operating profit		<u>23,856,383</u>	<u>6,574,343</u>
Other income		5,906,997	7,038,058
Other expense		(2,976,612)	(4,079,758)
Finance costs		(4,651,201)	(1,512,442)
		<u>(1,720,816)</u>	<u>1,445,858</u>
Profit before taxation		<u>22,135,567</u>	<u>8,020,201</u>
Taxation		(6,419,315)	(637,011)
Profit after tax		<u>15,716,252</u>	<u>7,383,190</u>
Earning per share - basic & diluted	17	<u>0.57</u>	<u>0.27</u>

The annexed notes form an integral part of these financial statements.



**CHIEF EXECUTIVE OFFICER**



**CHIEF FINANCIAL OFFICER**



**DIRECTOR**



UNIVERSAL NETWORK SYSTEMS LIMITED  
CONDENSED INTERIM STATEMENT OF COMPREHENSIVE INCOME  
FOR THE PERIOD ENDED September 30, 2023

	(Un-audited) Quarter Ended September 30, 2023	(Audited) Quarter Ended September 30, 2022 ------(Rupees)-----
Profit after taxation	15,716,252	7,383,190
<b>Items not to be reclassified to profit or loss in subsequent period:</b>		
Surplus on revaluation of property, plant equipment	-	-
Deferred tax on property, plant and equipment	-	-
	-	-
<b>Total comprehensive income for the period</b>	<b>15,716,252</b>	<b>7,383,190</b>

The annexed notes form an integral part of these financial statements.



CHIEF EXECUTIVE OFFICER



CHIEF FINANCIAL OFFICER



DIRECTOR

**UNIVERSAL NETWORK SYSTEMS LIMITED**  
**CONDENSED INTERIM STATEMENT OF CASH FLOW**  
**FOR THE PERIOD ENDED SEPTEMBER 30, 2023 (Un-audited)**

	SEPTEMBER 30, 2023	SEPTEMBER 30, 2022
Note	------(Rupees)-----	
<b>CASH FLOW FROM OPERATING ACTIVITIES</b>		
Profit before tax	22,135,567	8,020,201
<b>Adjustment for non cash changes and other items:</b>		
Depreciation - Property and equipment	6,852,351	6,074,072
Depreciation - ROUA	3,827,205	6,756,751
Allowance for expected credit losses	-	-
Amortization of Intangibles	1,061,111	444,472
Finance costs	4,651,201	1,512,442
Amortization of deferred income	-	-
Gain on sale of property and equipment	1,194,770	431,055
<b>Cash flows from operating activities before working capital changes</b>	<b>39,722,205</b>	<b>23,238,993</b>
<b>(Increase)/ decrease in current assets</b>		
Trade debts	122,909,316	28,887,168
Packaging Material	(17,633)	(245,678)
Short term loans and advances	12,596,629	(3,032,792)
Short term deposits and prepayments	(6,932,249)	14,412,173
Due from related party	-	-
	<b>128,556,063</b>	<b>40,020,871</b>
	<b>168,278,268</b>	<b>63,259,863</b>
<b>Increase / (decrease) in current liabilities</b>		
Trade and other payables	(177,666,496)	(45,849,461)
	<b>(177,666,496)</b>	<b>(45,849,461)</b>
<b>Cash flows used in operations</b>	<b>(9,388,228)</b>	<b>17,410,402</b>
Income tax paid	(14,227,083)	-
Finance cost paid	(4,651,201)	(1,512,442)
<b>Net cash flows used in operating activities</b>	<b>(28,266,512)</b>	<b>15,897,961</b>
<b>CASH FLOW FROM INVESTING ACTIVITIES</b>		
Property, plant and equipment's	5 (12,657,512)	(6,736,262)
Intangibles	7 (27,909,000)	(7,064,528)
Sale proceeds from property, plant and equipment	1,470,000	739,000
Short term investments	8 2,388,498	(37,358,035)
Long term Investment	(445,011)	(1,000)
<b>Net cash flows used in investing activities</b>	<b>(37,153,025)</b>	<b>(50,420,825)</b>
<b>CASH FLOW FROM FINANCING ACTIVITIES</b>		
Lease liability	10 (5,291,167)	(5,774,534)
<b>Net cash flows generated from financing activities</b>	<b>(5,291,167)</b>	<b>(5,774,534)</b>
<b>Net (decrease) / increase in cash and cash equivalents</b>	<b>(70,710,704)</b>	<b>(40,297,398)</b>
Cash and cash equivalents at the beginning of the period	200,721,249	194,464,896
Cash and cash equivalents at the end of the period	<b>130,010,545</b>	<b>154,167,498</b>
Cash and bank balances	9 130,010,545	154,167,498
Short term borrowings	-	-
	<b>130,010,545</b>	<b>154,167,498</b>

The annexed notes form an integral part of these financial statements.

**CHIEF EXECUTIVE OFFICER**

**CHIEF FINANCIAL OFFICER**

**DIRECTOR**

**UNIVERSAL NETWORK SYSTEMS LIMITED**  
**CONDENSED CONSOLIDATED INTERIM STATEMENT OF CHANGES IN EQUITY (UN-AUDITED)**  
**FOR THE PERIOD ENDED SEPTEMBER 30, 2023**

Note	Issued, subscribed and paid-up capital	Share Premium	Unappropriated profit	Surplus on revaluation of property, plant & equipment	Total
------(Rupees)-----					
<b>Balance as at June 30, 2022</b>	<b>274,284,300</b>	<b>402,328,869</b>	<b>86,144,581</b>	<b>23,044,649</b>	<b>785,802,399</b>
Profit after tax	-	-	166,365,391	-	166,365,391
Transfer of revaluation surplus on incremental depreciation - net of deferred tax	-	-	3,155,420	(3,155,420)	-
Realized revaluation surplus on derecognition- net of deferred tax	-	-	2,938,284	(2,938,284)	-
Preliminary expenses - Registration and filling charges - Shyp Guru	-	-	(1,371,525)	-	(1,371,525)
	-	-	171,087,570	(6,093,704)	164,993,866
<b>Balance as at Jun 30, 2023</b>	<b>274,284,300</b>	<b>402,328,869</b>	<b>257,232,151</b>	<b>16,950,945</b>	<b>950,796,265</b>
Profit after tax	-	-	15,716,252	-	15,716,252
Transfer of revaluation surplus on incremental depreciation - net of deferred tax	-	-	637,978	(637,978)	-
Realized revaluation surplus on derecognition- net of deferred tax	-	-	-	-	-
Total comprehensive income	-	-	-	-	-
	-	-	16,354,230	(637,978)	15,716,252
<b>Balance as at Sep 30, 2023</b>	<b>274,284,300</b>	<b>402,328,869</b>	<b>273,586,381</b>	<b>16,312,967</b>	<b>966,512,517</b>

The annexed notes form an integral part of these financial statements.



**CHIEF EXECUTIVE OFFICER**



**CHIEF FINANCIAL OFFICER**



**DIRECTOR**

**Universal Network System Limited**  
**Notes to the Condensed Consolidated Interim Financial Statements**  
**For the period ended SEPTEMBER 30, 2023 - (Un-audited)**

**1. THE COMPANY AND ITS OPERATION**

Universal Network Systems Limited (The Company) was incorporated as a private limited company in Pakistan on December 12, 2005 under the repealed Companies Ordinance, 1984 (now Companies Act, 2017). On February 18, 2021 the Company was converted to "Public Limited" under Companies Act, 2017. On November 18, 2022, the Company became listed on GEM Board of Pakistan Stock Exchange Limited.

The registered office of the Company is situated at Bungalow No. 5, Bangalore Town, Main Shahrah-e-Faisal, Karachi, Pakistan, 74550. The principal activities of the Company are to act as a cargo forwarder, provide domestic and international courier and allied services.

The company has incorporated a wholly owned local subsidiary "Shyp Guru Private Limited" on September 14, 2022 to partner with global logistics / courier networks for international express courier and other kind of similar services as mentioned in the Memorandum of Association of the Company for Europe and other major destinations which can feed inbound / outbound business

On June 14, 2023, the Company acquired Universal Freight Systems (Private) Limited as a wholly owned subsidiary through purchase of its ordinary share capital of Rs. 11,000,000/- (110,000 ordinary shares of Rs. 100/- per share) at a price of Rs. 113.04 per share. Total consideration of this purchase was Rs. 12,434,612/-. The Company has taken in compliance with IFRS's requirement, the profit and loss statement of UFS from the date of acquisition and is reflected in the consolidated Profit and loss statement.

**2. BASIS OF PREPARATION**

**2.1 Statement of compliance**

The earlier financial statements of the Company, being a private limited company, were prepared in accordance with the guidelines of 'Revised Accounting and Financial Reporting Standard for the Small sized Entities (Revised AFRs for SSEs) issued by the Institute of Chartered Accountants of Pakistan (ICAP) as notified under the Companies Act, 2017.

After the conversion of the Company from private limited to a public limited company having issued share capital of over Rs. 200 million, the Company has prepared its financial statements in accordance with the accounting and reporting standards as applicable in Pakistan. The accounting and reporting standards applicable in Pakistan comprise of International Financial Reporting Standards (IFRSs) issued by International Accounting Standard Board (IASB) and Islamic Financial Accounting Standards (IFAS) issued by Institute of Chartered Accountants of Pakistan (ICAP), as notified under Companies Act, 2017 (the Act) and provisions of and directives issued under the Act. Where the provisions of and directives issued under the Act differ from the IFRSs, the provisions of and directives issued under the Act have been followed.

There is no impact of this change on the previous financial statements, except where identified in the respective notes to the financial statements.

**2.2** These condensed financial statements have been prepared under the historical cost convention unless otherwise as specifically disclosed.

**2.3** These condensed interim financial statements are unaudited and are being submitted to shareholders as required under section 237 of the Companies Act 2017 and the listing regulations of the Pakistan Stock Exchange Limited.

These condensed interim financial statements comprise of the statement of financial position as at September 30, 2023 and statement of profit or loss account, statement of comprehensive income, statement of cash flows and statement of changes in equity for the three months period ended September 30, 2023.

**2.4** The comparative statement of financial position presented in these condensed interim financial statements as at June 30, 2023 has been extracted from the audited financial statements of the Company for the year ended June 30, 2023, whereas the comparative condensed interim statement of profit or loss account, condensed interim statement of comprehensive income, condensed interim statement of cash flows and condensed interim statement of changes in equity for the three months period ended September 30, 2022 have been extracted from the unaudited condensed interim financial statements for the period then ended.

**2.5** These condensed interim financial statements does not include all the information required for full annual financial statements and should be read in conjunction with the audited annual financial statements for the period ended June 30, 2023.

**2.6 Presentation and functional currency**

These financial statements are presented in Pakistan Rupee (Rs. / Rupees) which is the Company's functional currency. Amounts presented in the financial statements have been rounded off to the nearest of Rs. / Rupees, unless otherwise stated.

**3 SIGNIFICANT ACCOUNTING POLICIES**

The accounting policies adopted in the preparation of these financial statements are consistent with those of the previous financial year ended, except as described below which are amended or recently implemented/adopted by the Company after conversion to public limited company.

**4 ACCOUNTING ESTIMATES AND JUDGEMENTS AND FINANCIAL RISK MANAGEMENT**

The preparation of these condensed interim financial statements in conformity with accounting and reporting standards requires the management to make estimates, judgments and assumptions that affect the reported amounts of assets and liabilities, income and expenses. It also requires the management to exercise judgment in application of its accounting policies. The estimates, judgments and associated assumptions are based on the management's experience and various other factors that are believed to be reasonable under the circumstances. These estimates and assumptions are reviewed on an ongoing basis. Revisions to accounting estimates are recognized in the period in which the estimate is revised if the revision affects only that period, or in the period of revision and future periods if the revision affects both current and future periods. The significant judgments made by the management in applying the Company's accounting policies and the key resources of estimation and uncertainty were the same as those applied to the annual audited financial statements for the year ended Jun 30, 2023

The financial risk management objectives and policies are consistent with those disclosed in the annual audited financial statements of the Company for the year ended June 30, 2023.

		(UN-AUDITED) Sep 30, 2023	(AUDITED) Jun 30, 2023
	Note	------(Rupees)-----	
<b>5</b>	<b>PROPERTY &amp; EQUIPMENT</b>		
	Operating fixed assets	180,364,097	176,687,943

**6 RIGHT OF USE ASSETS**

The carrying amounts of right-of-use assets recognized and movement during the period is as follows:

	Vehicles	Rental Properties	Total
	------(Rupees)-----		
<b>6.1 Net carrying value basis</b>			
Opening net book value Jul 1, 2022	10,803,333	37,823,712	48,627,045
Less: Depreciation charge for the year	(1,620,501)	(20,270,252)	(21,890,753)
Less: Disposal during the period	(6,556,500)	-	(6,556,500)
Accumulated depreciation on disposal	2,503,344	-	2,503,344
Closing net book value Jun 30, 2023	5,129,676	17,553,460	22,683,136
Less: Depreciation charge for the period	(192,363)	(3,634,842)	(3,827,205)
Less: Disposal during the period	-	-	-
Accumulated depreciation on disposal	-	-	-
Closing net book value Sep 30, 2023	4,937,313	13,918,618	18,855,931
Depreciation rate (%)	15%	5-Years	

**6.2 Gross carrying value basis**

Cost	7,347,999	81,200,726	88,548,725
Less: Accumulated Depreciation	(2,410,686)	(67,282,108)	(69,692,794)
Net book value Sep 30, 2023	4,937,313	13,918,618	18,855,931

**7 INTANGIBLE ASSETS**

Computer software	71,864,684	55,666,584
Work in progress	101,447,022	93,538,022
Amortization for the period	(1,061,111)	(3,801,900)
	<b>172,250,595</b>	<b>145,402,706</b>

**8 SHORT TERM INVESTMENTS**

Investment with mutual funds	8.1	41,773,420	43,809,098
------------------------------	-----	------------	------------

**8.1** Investment with mutual funds made with tentative markup rate of (20.8% to 22.3%)

**9 CASH AND BANK BALANCES**

Cash in hand		6,490,149	7,485,860
Cash at bank			
- in current account		48,121,310	131,068,627
- in saving account	9.1	33,625,666	18,357,664
		88,237,125	156,912,151

**9.1** These carry markup rates of 12 TO 14% (2023: 12% TO 14%)

	Note	(UN-AUDITED) Sep 30, 2023	(AUDITED) Jun 30, 2023
		------(Rupees)-----	
<b>10 LEASE LIABILITIES</b>			
<b>10.1 Lease liabilities</b>			
Current maturity		11,440,909	15,090,331
Non-current maturity		11,606,744	13,248,489
		<u>23,047,653</u>	<u>28,338,820</u>
<b>10.2 Reconciliation of total lease liabilities</b>			
Opening balance		28,338,820	51,165,883
Acquired under business combination		-	3,038,885
Paid during the period		(5,291,167)	(25,865,948)
Closing balance		<u>23,047,653</u>	<u>28,338,820</u>
<b>11 CONTINGENCIES AND COMMITMENTS</b>			
<b>11.1 Contingencies</b>			
There are no contingencies during the period (2023: Nil)			
<b>11.2 Commitments</b>			
<b>11.2.1</b>	The Company has Ijarah and lease financing facilities from various financial institutions for vehicles and those are payable till 2025. Further the company has long term rental property contracts across the country which are due to mature by 2026.		
<b>11.2.2</b>	Corporate Guarantees given by the Company in favour of Fly Jinnah Services (Private) Limited aggregating to Rs. 18.93 million (2023: 18.93 million).		
<b>12 EARNING PER SHARE - basic and diluted</b>			
Profit after tax for the period		<u>15,716,252</u>	<u>7,383,190</u>
Weighted average number of shares outstanding during the period		<u>27,428,430</u>	<u>27,428,430</u>
Earning per share - basic and diluted		<u>0.57</u>	<u>0.27</u>

**13 FAIR VALUE OF FINANCIAL INSTRUMENTS**

Fair value is the price that would be received to sell an asset or paid to transfer a liability in an orderly transaction between market participants at the measurement date. Consequently, differences can arise between carrying values and the fair value estimates. Underlying the definition of fair value is the presumption that the Company is a going concern without any intention or requirement to curtail materiality the scale of its operations or to undertake a transaction on adverse terms.

The estimated fair value of all financial assets and liabilities is considered not significantly different from book values as the items are either short - term in nature or periodically repriced.

International Financial Reporting Standard 13, 'Financial Instruments: Disclosure' requires the Company to classify fair value measurements using a fair value hierarchy that reflects the significance of the inputs used in making the measurements. The fair value hierarchy has the following levels:

- quoted prices (unadjusted) in active markets for identical assets or liabilities that the entity can access at the measurement date (level 1);
- inputs other than quoted prices included within Level 1 that are observable for the asset or liability, either directly or indirectly (level 2); and
- unobservable inputs for the asset or liability (level 3).

The level in the fair value hierarchy within which the fair value measurement is categorized in its entirety shall be determined on the basis of the lowest level input that is significant to the fair value measurement in its entirety.

Currently there are no financial assets or financial liabilities which are measured at their fair value in the statement of financial position.

**14 CORRESPONDING FIGURES**

Corresponding figures have been rearranged and reclassified, wherever necessary, for the purpose of comparison. No significant reclassifications were made during the period.

**15 DATE OF AUTHORIZATION FOR ISSUE**


These financial statements were authorized for issue on November 28, 2023 by the Board of Directors of the company.

**16 GENERAL**

Figures have been rounded off to the nearest rupee.



**CHIEF EXECUTIVE OFFICER**



**CHIEF FINANCIAL OFFICER**



**DIRECTOR**





blue

 (021) 111 258339  [blue-ex.com](http://blue-ex.com)  [blueEXlive](#)